

The Animal Foundation Dashboard



All of us for all of them.

Intake Totals

	06/01/22 to 06/30/22	06/01/23 to 06/30/23	Percent Change
All Jurisdictions	2,638	2,097	-20.51%
Dogs	1,378	1,144	-16.98%
Picked up by Animal Control	736	933	26.77%
Stray Animals	441	588	33.33%
Owner Surrenders	60	86	43.33%
Confiscations	235	259	10.21%
Dropped off at The Animal Foundation	642	211	-67.13%
Stray Animals	447	126	-71.81%
Owner Surrenders	134	61	-54.48%
Adoption Returns	51	15	-70.59%
Born at TAF	10	9	-10.00%
Cats	998	652	-34.67%
Picked up by Animal Control	329	463	40.73%
Stray Animals	226	349	54.42%
Owner Surrenders	26	38	46.15%
Confiscations	77	76	-1.30%
Dropped off at The Animal Foundation	669	189	-71.75%
Stray Animals	592	146	-75.34%
Owner Surrenders	61	28	-54.10%
Adoption Returns	10	3	-70.00%
Born at TAF	6	12	100.00%
Others	262	301	14.89%
Picked up by Animal Control	172	243	41.28%
Stray Animals	115	106	-7.83%
Owner Surrenders	2	57	2,750.00%
Confiscations	55	80	45.45%
Dropped off at The Animal Foundation	90	58	-35.56%
Stray Animals	65	22	-66.15%
Owner Surrenders	12	4	-66.67%
Adoption Returns	1	0	-100.00%
Born at TAF	12	32	166.67%

The Animal Foundation Dashboard



All of us for all of them.

Outcome Totals

	06/01/22 to 06/30/22	06/01/23 to 06/30/23	Percent Change
All Jurisdictions	2,609	1,996	-23.50%
Dogs	1,358	1,151	-15.24%
Adoption	583	485	-16.81%
Died	7	8	14.29%
Euthanasia	218	244	11.93%
Missing/Escaped	10	1	-90.00%
Returned to Owner	365	279	-23.56%
Transfer	175	134	-23.43%
Cats	985	631	-35.94%
Adoption	463	350	-24.41%
Died	26	12	-53.85%
Euthanasia	185	134	-27.57%
Missing/Escaped	1	2	100.00%
Returned to Owner	29	22	-24.14%
RTF	35	12	-65.71%
SNR	181	84	-53.59%
Transfer	65	15	-76.92%
Others	266	214	-19.55%
Adoption	108	73	-32.41%
Died	15	23	53.33%
Euthanasia	76	66	-13.16%
Missing/Escaped	1	0	-100.00%
Returned to Owner	28	10	-64.29%
RTF	9	5	-44.44%
Transfer	29	37	27.59%

The Animal Foundation Dashboard



All of us for all of them.

Foster Statistics

06/01/22 to 06/30/22 06/01/23 to 06/30/23 Percent Change

All Jurisdictions

Total

Animals Sent to Foster	249	335	34.54%
Animal Returned from Foster	273	237	-13.19%
Foster Parents	100	162	62.00%
Avg. Time in Foster	61	50	-17.77%

Dogs

Animals Sent to Foster	30	114	280.00%
Animal Returned from Foster	35	84	140.00%
Foster Parents	26	84	223.08%
Avg. Time in Foster	10	24	146.86%

Cats

Animals Sent to Foster	212	192	-9.43%
Animal Returned from Foster	228	145	-36.40%
Foster Parents	72	74	2.78%
Avg. Time in Foster	69	68	-0.97%

Others

Animals Sent to Foster	7	29	314.29%
Animal Returned from Foster	10	8	-20.00%
Foster Parents	2	7	250.00%
Avg. Time in Foster	65	5	-91.61%

Foster to Adopt Statistics

06/01/22 to 06/30/22 06/01/23 to 06/30/23 Percent Change

All Jurisdictions

Total

Animals Sent to Foster to Adopt	100	56	-44.00%
Animal Returned from Foster to Adopt	118	45	-61.86%
Foster to Adopt Parents	92	48	-47.83%
Avg. Time in Foster to Adopt	179	302	68.87%

Dogs

Animals Sent to Foster to Adopt	38	3	-92.11%
Animal Returned from Foster to Adopt	72	21	-70.83%
Foster to Adopt Parents	36	3	-91.67%
Avg. Time in Foster to Adopt	177	435	145.58%

Cats

Animals Sent to Foster to Adopt	44	39	-11.36%
Animal Returned from Foster to Adopt	45	24	-46.67%
Foster to Adopt Parents	42	34	-19.05%
Avg. Time in Foster to Adopt	185	185	0.05%

The Animal Foundation Dashboard



All of us for all of them.

Others

Animals Sent to Foster to Adopt	18	14	-22.22%
Animal Returned from Foster to Adopt	1		
Foster to Adopt Parents	14	11	-21.43%
Avg. Time in Foster to Adopt	6	0	-100.00%

Shelter Surgery Totals

	6/1/2022 to 6/30/2022	6/1/2023 to 6/30/2023	Percent Change
All Jurisdictions	1,008	1,061	5.26%
Dogs	583	596	2.23%
Spay/Neuter	582	594	2.06%
Adoption	373	363	-2.68%
Transfer to Partner	19	48	152.63%
Returned to Owner	166	137	-17.47%
Foster	10	41	310.00%
Other Outcomes	14	5	-64.29%
Other Surgery	1	2	100.00%
Adoption	0	1	100.00%
Returned to Owner	1	1	0.00%
Cats	405	426	5.19%
Spay/Neuter	405	426	5.19%
Adoption	310	273	-11.94%
Transfer to Partner	4	4	0.00%
Returned to Owner	22	3	-86.36%
SNR	47	83	76.60%
TNR	0	6	600.00%
Foster	15	55	266.67%
Other Outcomes	7	2	-71.43%
Others	20	39	95.00%
Spay/Neuter	20	38	90.00%
Adoption	19	15	-21.05%
Transfer to Partner	0	8	800.00%
Other Outcomes	1	15	1400.00%
Other Surgery	0	1	100.00%
Transfer to Partner	0	1	100.00%

The Animal Foundation Dashboard

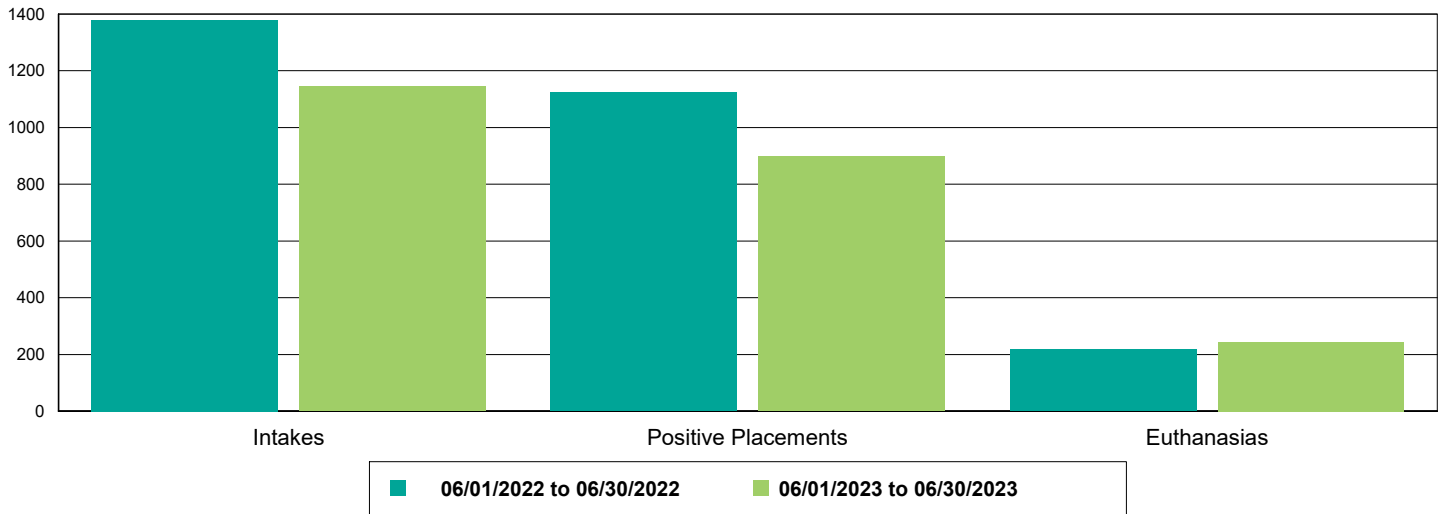


All of us for all of them.

Public Services

	06/01/22 to 06/30/22	06/01/23 to 06/30/23	Percent Change
Dogs	217	158	-27.19%
Owner Requested Euthanasia	133	70	-47.37%
Vaccine Clinic - Microchips Implanted	1	0	-100.00%
Vaccine Clinic - Animals Vaccinated	84	89	5.95%
Bordetella	2	48	2,300.00%
DAPPv	84	84	0.00%
DEWORM	0	60	6,000.00%
Deworming	3	0	-100.00%
MICROCHIP	0	20	2,000.00%
Rabies	66	52	-21.21%
Cats	24	32	33.33%
Owner Requested Euthanasia	24	14	-41.67%
Vaccine Clinic - Animals Vaccinated	0	18	1,800.00%
DEWORM	0	16	1,600.00%
FRPCP	0	17	1,700.00%
MICROCHIP	0	4	400.00%
Rabies	0	11	1,100.00%
Others	1	0	-100.00%
Owner Requested Euthanasia	1	0	-100.00%

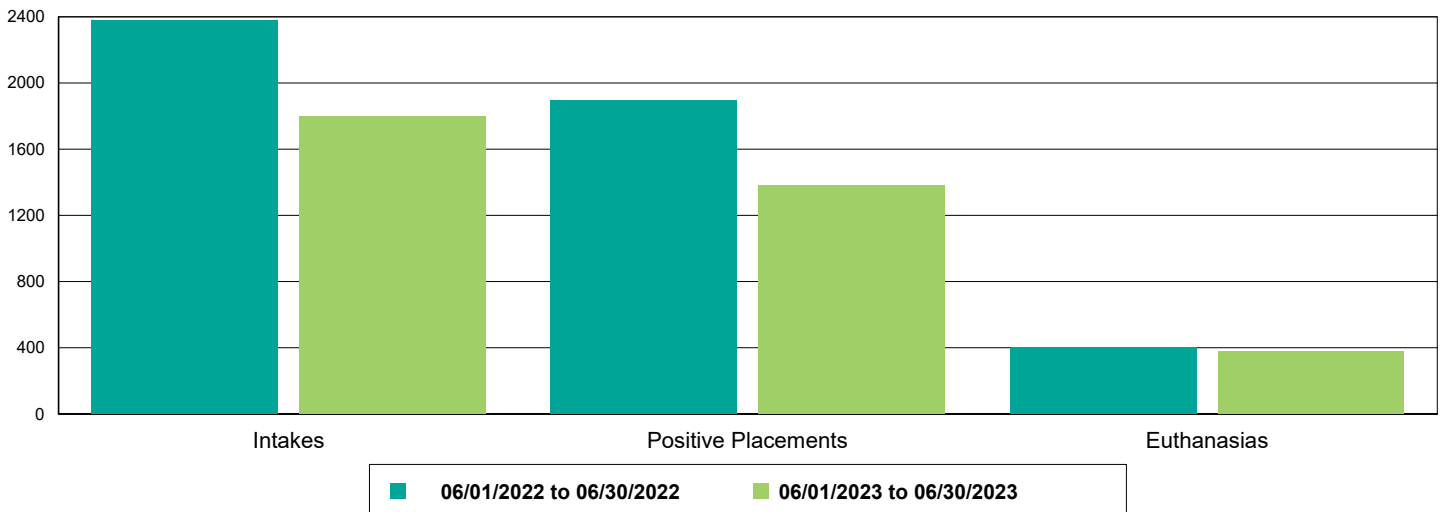
Dog Intakes, Positive Placements, and Euthanasias



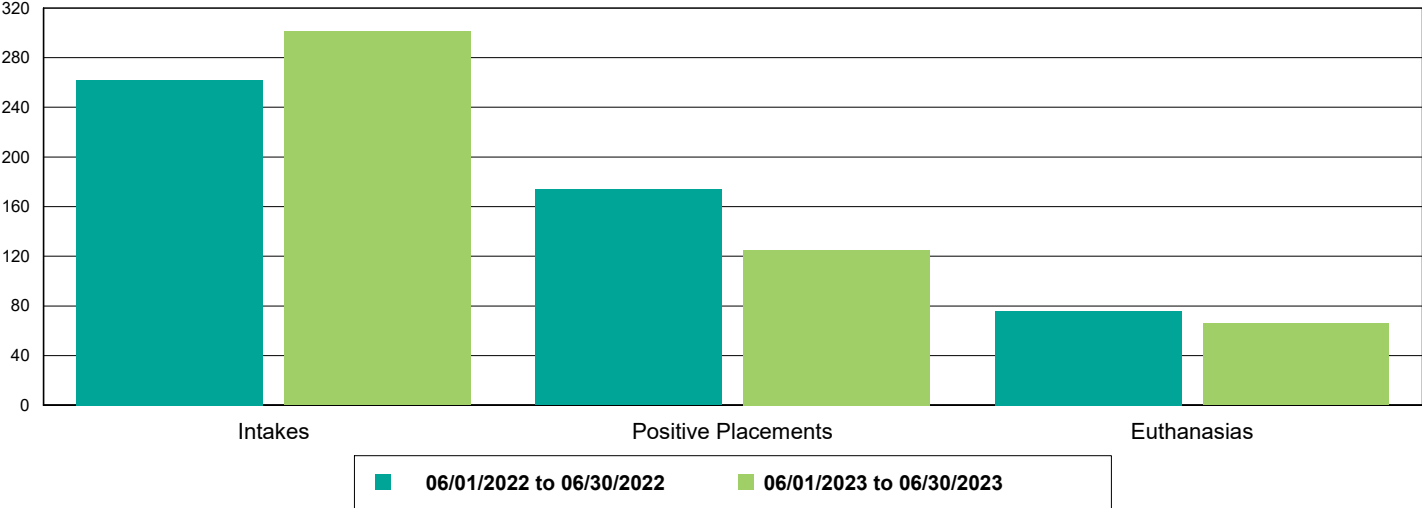
Cat Intakes, Positive Placements, and Euthanasias



Dogs And Cats Intakes, Positive Placements, and Euthanasias



Other Intakes, Positive Placements, and Euthanasias



Live Release, Euthanasia, and Adoption Return Rates

06/01/22 to 06/30/22

06/01/23 to 06/30/23

Percent Change

All Jurisdictions

Total

Live Release Rate	79.34%	75.45%	-4.90%
Euthanasia Rate	18.36%	22.24%	21.16%
Adoption Return Rate	5.37%	1.98%	-63.10%

Dogs and Cats

Live Release Rate	80.92%	77.50%	-4.23%
Euthanasia Rate	17.20%	21.21%	23.33%
Adoption Return Rate	5.83%	2.16%	-63.04%

Young (<= 5 mo)

Live Release Rate	78.32%	84.26%	7.58%
Euthanasia Rate	16.76%	12.59%	-24.87%
Adoption Return Rate	1.83%	0.96%	-47.43%

Adult (>= 6 mo)

Live Release Rate	81.72%	75.46%	-7.66%
Euthanasia Rate	17.34%	23.81%	37.37%
Adoption Return Rate	7.65%	2.86%	-62.58%

Dogs

Live Release Rate	82.70%	78.02%	-5.65%
Euthanasia Rate	16.05%	21.20%	32.06%
Adoption Return Rate	8.75%	3.09%	-64.65%

Young (<= 5 mo)

Live Release Rate	92.86%	90.27%	-2.79%
Euthanasia Rate	4.76%	7.08%	48.67%
Adoption Return Rate	2.33%	1.27%	-45.57%

Adult (>= 6 mo)

Live Release Rate	82.03%	76.69%	-6.51%
Euthanasia Rate	16.80%	22.74%	35.35%
Adoption Return Rate	9.26%	3.45%	-62.76%

Cats

Live Release Rate	78.48%	76.55%	-2.46%
Euthanasia Rate	18.78%	21.24%	13.07%
Adoption Return Rate	2.16%	0.86%	-60.31%

Young (<= 5 mo)

Live Release Rate	75.70%	82.00%	8.32%
Euthanasia Rate	18.92%	14.67%	-22.50%
Adoption Return Rate	1.76%	0.86%	-51.03%

Adult (>= 6 mo)

Live Release Rate	80.96%	71.60%	-11.56%
Euthanasia Rate	18.65%	27.19%	45.76%
Adoption Return Rate	2.79%	0.85%	-69.66%

The Animal Foundation Dashboard



All of us for all of them.

Others			
Live Release Rate	65.41%	58.41%	-10.70%
Euthanasia Rate	28.57%	30.84%	7.94%
Adoption Return Rate	0.93%	0.00%	-100.00%
Young (<= 5 mo)			
Live Release Rate	66.67%	60.00%	-10.00%
Euthanasia Rate	0.00%	13.33%	1,333.33%
Adoption Return Rate	0.00%	0.00%	0.00%
Adult (>= 6 mo)			
Live Release Rate	65.35%	58.29%	-10.81%
Euthanasia Rate	29.92%	32.16%	7.48%
Adoption Return Rate	0.94%	0.00%	-100.00%