

The Animal Foundation Dashboard



All of us for all of them.

Intake Totals

	07/01/22 to 07/31/22	07/01/23 to 07/31/23	Percent Change
All Jurisdictions	2,709	2,388	-11.85%
Dogs	1,521	1,376	-9.53%
Picked up by Animal Control	801	1,150	43.57%
Stray Animals	464	690	48.71%
Owner Surrenders	92	115	25.00%
Confiscations	245	345	40.82%
Dropped off at The Animal Foundation	720	226	-68.61%
Stray Animals	514	126	-75.49%
Owner Surrenders	117	66	-43.59%
Adoption Returns	79	25	-68.35%
Born at TAF	10	9	-10.00%
Cats	944	557	-41.00%
Picked up by Animal Control	368	383	4.08%
Stray Animals	205	271	32.20%
Owner Surrenders	100	24	-76.00%
Confiscations	63	88	39.68%
Dropped off at The Animal Foundation	576	174	-69.79%
Stray Animals	515	122	-76.31%
Owner Surrenders	44	39	-11.36%
Adoption Returns	4	5	25.00%
Born at TAF	13	8	-38.46%
Others	244	455	86.48%
Picked up by Animal Control	144	391	171.53%
Stray Animals	83	88	6.02%
Owner Surrenders	21	49	133.33%
Confiscations	40	254	535.00%
Dropped off at The Animal Foundation	100	64	-36.00%
Stray Animals	72	10	-86.11%
Owner Surrenders	17	5	-70.59%
Adoption Returns	3	1	-66.67%
Born at TAF	8	48	500.00%

The Animal Foundation Dashboard



All of us for all of them.

Outcome Totals

	07/01/22 to 07/31/22	07/01/23 to 07/31/23	Percent Change
All Jurisdictions	2,760	2,166	-21.52%
Dogs	1,538	1,238	-19.51%
Adoption	632	493	-21.99%
Died	3	10	233.33%
Euthanasia	237	279	17.72%
Missing/Escaped	6	2	-66.67%
Returned to Owner	411	308	-25.06%
Transfer	249	146	-41.37%
Cats	975	589	-39.59%
Adoption	507	315	-37.87%
Died	21	20	-4.76%
Euthanasia	161	119	-26.09%
Missing/Escaped	1	1	0.00%
Returned to Owner	32	24	-25.00%
RTF	29	16	-44.83%
SNR	155	70	-54.84%
Transfer	69	24	-65.22%
Others	247	339	37.25%
Adoption	129	187	44.96%
Died	15	54	260.00%
Euthanasia	67	77	14.93%
Returned to Owner	4	8	100.00%
RTF	14	1	-92.86%
Transfer	18	12	-33.33%

The Animal Foundation Dashboard



All of us for all of them.

Foster Statistics

07/01/22 to 07/31/22 07/01/23 to 07/31/23 Percent Change

All Jurisdictions

Total

Animals Sent to Foster	273	199	-27.11%
Animal Returned from Foster	296	258	-12.84%
Foster Parents	102	95	-6.86%
Avg. Time in Foster	54	79	45.91%

Dogs

Animals Sent to Foster	56	94	67.86%
Animal Returned from Foster	57	101	77.19%
Foster Parents	34	61	79.41%
Avg. Time in Foster	19	117	503.67%

Cats

Animals Sent to Foster	211	81	-61.61%
Animal Returned from Foster	234	139	-40.60%
Foster Parents	67	35	-47.76%
Avg. Time in Foster	62	60	-4.05%

Others

Animals Sent to Foster	6	24	300.00%
Animal Returned from Foster	5	18	260.00%
Foster Parents	1	3	200.00%
Avg. Time in Foster	84	15	-81.77%

The Animal Foundation Dashboard



All of us for all of them.

Shelter Surgery Totals

	7/1/2022 to 7/31/2022	7/1/2023 to 7/31/2023	Percent Change
All Jurisdictions	1,088	911	-16.27%
Dogs	585	546	-6.67%
Spay/Neuter	581	545	-6.20%
Adoption	368	324	-11.96%
Transfer to Partner	29	39	34.48%
Returned to Owner	173	141	-18.50%
Foster	8	33	312.50%
Other Outcomes	3	8	166.67%
Other Surgery	4	1	-75.00%
Adoption	0	1	100.00%
Transfer to Partner	1	0	-100.00%
Returned to Owner	3	0	-100.00%
Cats	483	329	-31.88%
Spay/Neuter	483	329	-31.88%
Adoption	368	245	-33.42%
Transfer to Partner	2	3	50.00%
Returned to Owner	9	10	11.11%
SNR	74	39	-47.30%
Foster	20	28	40.00%
Other Outcomes	10	4	-60.00%
Others	20	36	80.00%
Spay/Neuter	20	36	80.00%
Adoption	19	26	36.84%
Transfer to Partner	0	1	100.00%
Foster	0	1	100.00%
Other Outcomes	1	8	700.00%

The Animal Foundation Dashboard



All of us for all of them.

Public Services

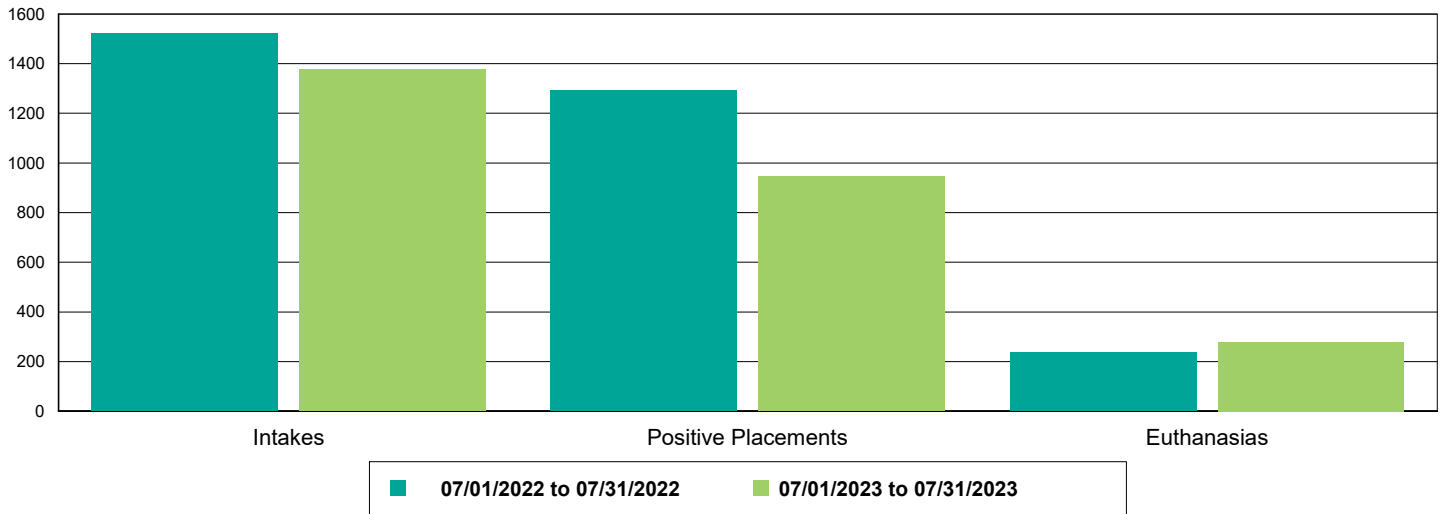
	07/01/22 to 07/31/22	07/01/23 to 07/31/23	Percent Change
Dogs	109	189	73.39%
Owner Requested Euthanasia	105	67	-36.19%
Public S/N Clinic - Animals Vaccinated	0	1	100.00%
Bordetella	0	1	100.00%
DAPPv	0	1	100.00%
Rabies	0	1	100.00%
Vaccine Clinic - Microchips Implanted	1	0	-100.00%
Vaccine Clinic - Animals Vaccinated	3	121	3,933.33%
Bordetella	1	94	9,300.00%
DAPPv	1	113	11,200.00%
DEWORM	0	78	7,800.00%
MICROCHIP	0	13	1,300.00%
Rabies	2	83	4,050.00%
Cats	27	43	59.26%
Owner Requested Euthanasia	25	13	-48.00%
Vaccine Clinic - Animals Tested	1	0	-100.00%
FELV/FIV	1	0	-100.00%
Vaccine Clinic - Animals Vaccinated	1	30	2,900.00%
DEWORM	0	25	2,500.00%
FeLV	1	0	-100.00%
FRCPC	0	30	3,000.00%
MICROCHIP	0	11	1,100.00%
Rabies	0	17	1,700.00%
Others	138	0	-100.00%
Owner Requested Euthanasia	139	0	-100.00%

The Animal Foundation Dashboard

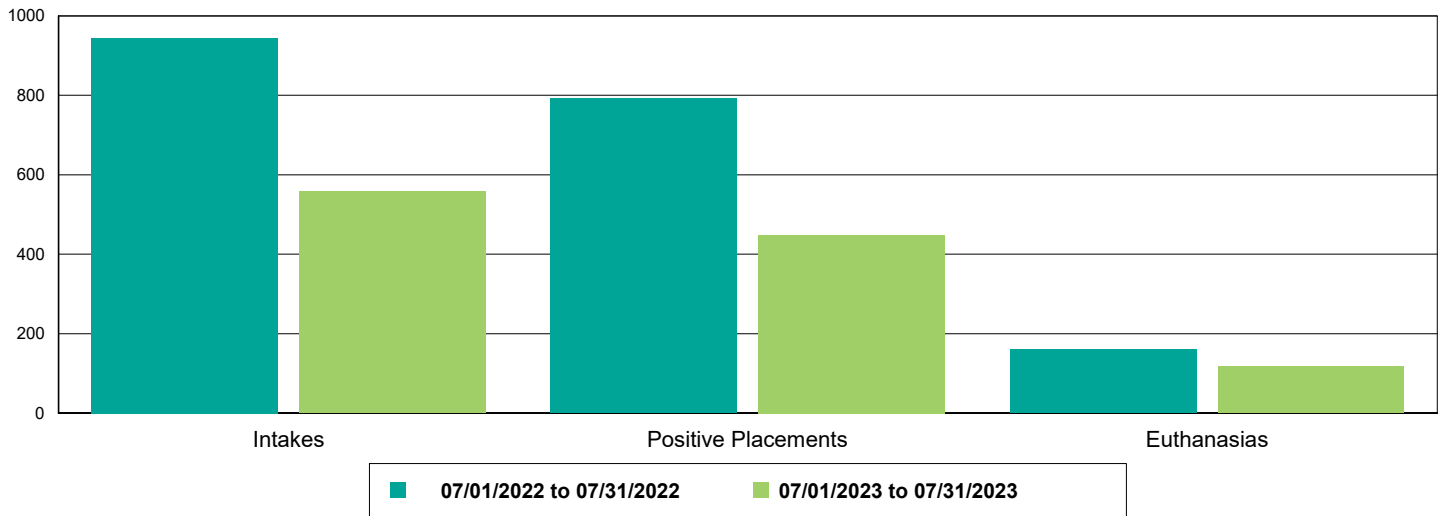


All of us for all of them.

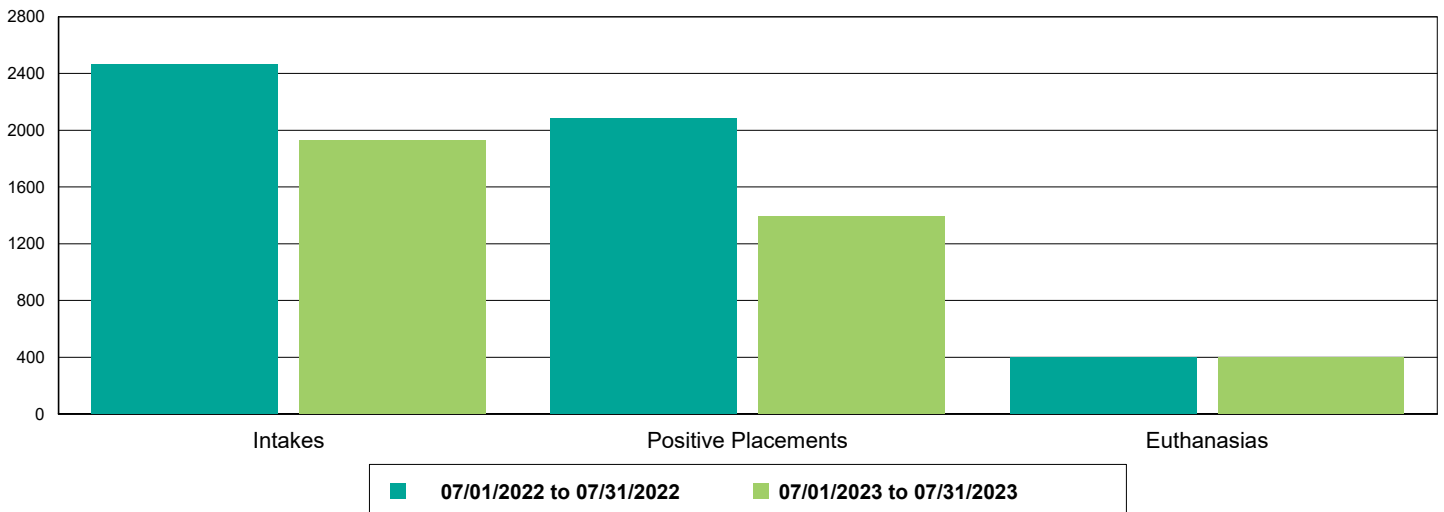
Dog Intakes, Positive Placements, and Euthanasias



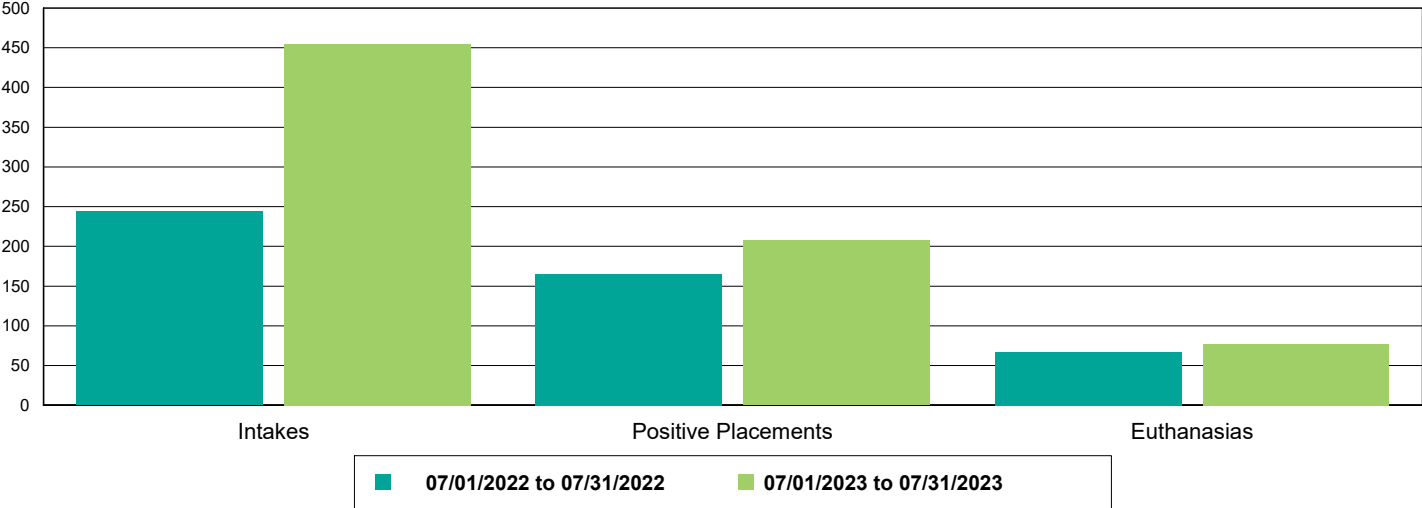
Cat Intakes, Positive Placements, and Euthanasias



Dogs And Cats Intakes, Positive Placements, and Euthanasias



Other Intakes, Positive Placements, and Euthanasias



Live Release, Euthanasia, and Adoption Return Rates

07/01/22 to 07/31/22

07/01/23 to 07/31/23

Percent Change

All Jurisdictions

Total

Live Release Rate	81.49%	74.05%	-9.12%
Euthanasia Rate	16.85%	21.93%	30.16%
Adoption Return Rate	6.78%	3.12%	-54.06%

Dogs and Cats

Live Release Rate	82.93%	76.41%	-7.86%
Euthanasia Rate	15.84%	21.78%	37.55%
Adoption Return Rate	7.29%	3.71%	-49.05%

Young (<= 5 mo)

Live Release Rate	88.89%	83.73%	-5.80%
Euthanasia Rate	8.70%	11.96%	37.56%
Adoption Return Rate	2.49%	0.72%	-71.25%

Adult (>= 6 mo)

Live Release Rate	80.97%	74.24%	-8.32%
Euthanasia Rate	18.18%	24.70%	35.84%
Adoption Return Rate	9.89%	5.29%	-46.49%

Dogs

Live Release Rate	84.01%	76.49%	-8.94%
Euthanasia Rate	15.41%	22.54%	46.25%
Adoption Return Rate	12.50%	5.07%	-59.43%

Young (<= 5 mo)

Live Release Rate	92.11%	91.84%	-0.29%
Euthanasia Rate	7.89%	6.12%	-22.45%
Adoption Return Rate	12.96%	0.00%	-100.00%

Adult (>= 6 mo)

Live Release Rate	83.36%	75.18%	-9.81%
Euthanasia Rate	16.01%	23.95%	49.57%
Adoption Return Rate	12.46%	5.67%	-54.49%

Cats

Live Release Rate	81.23%	76.23%	-6.16%
Euthanasia Rate	16.51%	20.20%	22.35%
Adoption Return Rate	0.79%	1.59%	101.19%

Young (<= 5 mo)

Live Release Rate	88.17%	81.25%	-7.84%
Euthanasia Rate	8.88%	13.75%	54.92%
Adoption Return Rate	0.86%	0.88%	1.91%

Adult (>= 6 mo)

Live Release Rate	73.72%	70.26%	-4.69%
Euthanasia Rate	24.79%	27.88%	12.49%
Adoption Return Rate	0.63%	3.41%	445.45%

The Animal Foundation Dashboard



All of us for all of them.

Others			
Live Release Rate	66.80%	61.36%	-8.15%
Euthanasia Rate	27.13%	22.71%	-16.26%
Adoption Return Rate	2.33%	0.53%	-77.01%
Young (<= 5 mo)			
Live Release Rate	70.00%	86.96%	24.22%
Euthanasia Rate	25.00%	13.04%	-47.83%
Adoption Return Rate	0.00%	0.00%	0.00%
Adult (>= 6 mo)			
Live Release Rate	66.52%	59.49%	-10.56%
Euthanasia Rate	27.31%	23.42%	-14.26%
Adoption Return Rate	2.61%	0.59%	-77.45%