

The Animal Foundation Dashboard



All of us for all of them.

Intake Totals

	12/01/22 to 12/31/22	12/01/23 to 12/31/23	Percent Change
All Jurisdictions	1,451	1,799	23.98%
Dogs	1,037	1,204	16.10%
Picked up by Animal Control	864	900	4.17%
Stray Animals	577	594	2.95%
Owner Surrenders	80	121	51.25%
Confiscations	207	185	-10.63%
Dropped off at The Animal Foundation	173	304	75.72%
Stray Animals	109	169	55.05%
Owner Surrenders	42	113	169.05%
Adoption Returns	13	22	69.23%
Born at TAF	9	0	-100.00%
Cats	271	440	62.36%
Picked up by Animal Control	171	280	63.74%
Stray Animals	115	178	54.78%
Owner Surrenders	6	29	383.33%
Confiscations	50	73	46.00%
Dropped off at The Animal Foundation	100	160	60.00%
Stray Animals	91	88	-3.30%
Owner Surrenders	7	62	785.71%
Adoption Returns	2	2	0.00%
Born at TAF	0	8	800.00%
Others	143	155	8.39%
Picked up by Animal Control	128	81	-36.72%
Stray Animals	40	45	12.50%
Owner Surrenders	1	1	0.00%
Confiscations	87	35	-59.77%
Dropped off at The Animal Foundation	15	74	393.33%
Stray Animals	8	13	62.50%
Owner Surrenders	5	50	900.00%
Adoption Returns	1	0	-100.00%
Born at TAF	1	11	1,000.00%

The Animal Foundation Dashboard



All of us for all of them.

Outcome Totals

	12/01/22 to 12/31/22	12/01/23 to 12/31/23	Percent Change
All Jurisdictions	1,554	1,776	14.29%
Dogs	1,031	1,124	9.02%
Adoption	429	427	-0.47%
Died	2	3	50.00%
Euthanasia	171	211	23.39%
Missing/Escaped	5	1	-80.00%
Returned to Owner	296	272	-8.11%
Transfer	128	210	64.06%
Cats	341	489	43.40%
Adoption	172	256	48.84%
Died	7	8	14.29%
Euthanasia	63	68	7.94%
Returned to Owner	23	27	17.39%
RTF	18	17	-5.56%
SNR	44	93	111.36%
Transfer	14	20	42.86%
Others	182	163	-10.44%
Adoption	123	67	-45.53%
Died	7	16	128.57%
Euthanasia	13	23	76.92%
Missing/Escaped	1	1	0.00%
Returned to Owner	7	1	-85.71%
RTF	2	2	0.00%
Transfer	29	53	82.76%

Foster Statistics

12/01/22 to 12/31/22

12/01/23 to 12/31/23

Percent Change

All Jurisdictions

Total

Animals Sent to Foster	89	167	87.64%
Animal Returned from Foster	96	188	95.83%
Foster Parents	56	114	103.57%
Avg. Time in Foster	45	57	28.75%

Dogs

Animals Sent to Foster	58	118	103.45%
Animal Returned from Foster	46	104	126.09%
Foster Parents	42	88	109.52%
Avg. Time in Foster	26	22	-13.23%

Cats

Animals Sent to Foster	27	44	62.96%
Animal Returned from Foster	48	82	70.83%
Foster Parents	11	23	109.09%
Avg. Time in Foster	64	103	61.64%

Others

Animals Sent to Foster	4	5	25.00%
Animal Returned from Foster	2	2	0.00%
Foster Parents	3	3	0.00%
Avg. Time in Foster	20	32	64.14%

The Animal Foundation Dashboard



All of us for all of them.

Shelter Surgery Totals

	12/1/2022 to 12/31/202	12/1/2023 to 12/31/202	Percent Change
All Jurisdictions	712	812	14.04%
Dogs	480	523	8.96%
Spay/Neuter	479	523	9.19%
Adoption	300	276	-8.00%
Transfer to Partner	29	83	186.21%
Returned to Owner	125	128	2.40%
Foster	22	32	45.45%
Other Outcomes	3	4	33.33%
Other Surgery	1	0	-100.00%
Returned to Owner	1	0	-100.00%
Cats	222	278	25.23%
Spay/Neuter	222	278	25.23%
Adoption	124	156	25.81%
Transfer to Partner	1	4	300.00%
Returned to Owner	5	11	120.00%
SNR	44	73	65.91%
TNR	1	16	1500.00%
Foster	44	18	-59.09%
Other Outcomes	3	0	-100.00%
Others	10	11	10.00%
Spay/Neuter	10	11	10.00%
Adoption	8	9	12.50%
Transfer to Partner	1	1	0.00%
Other Outcomes	1	1	0.00%

The Animal Foundation Dashboard

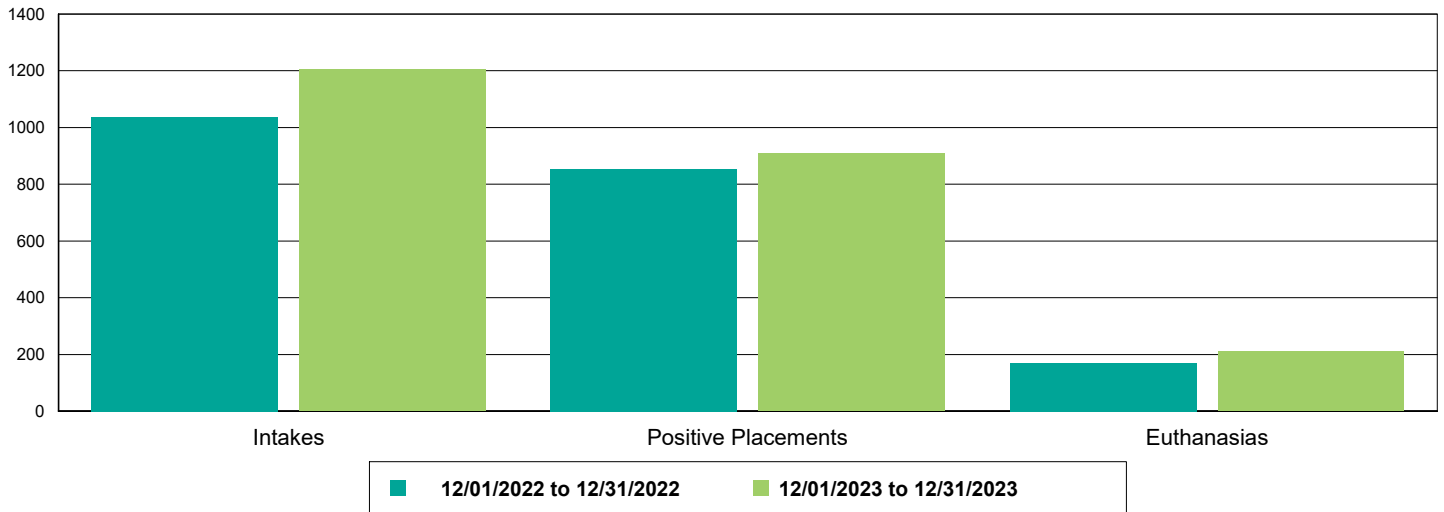


All of us for all of them.

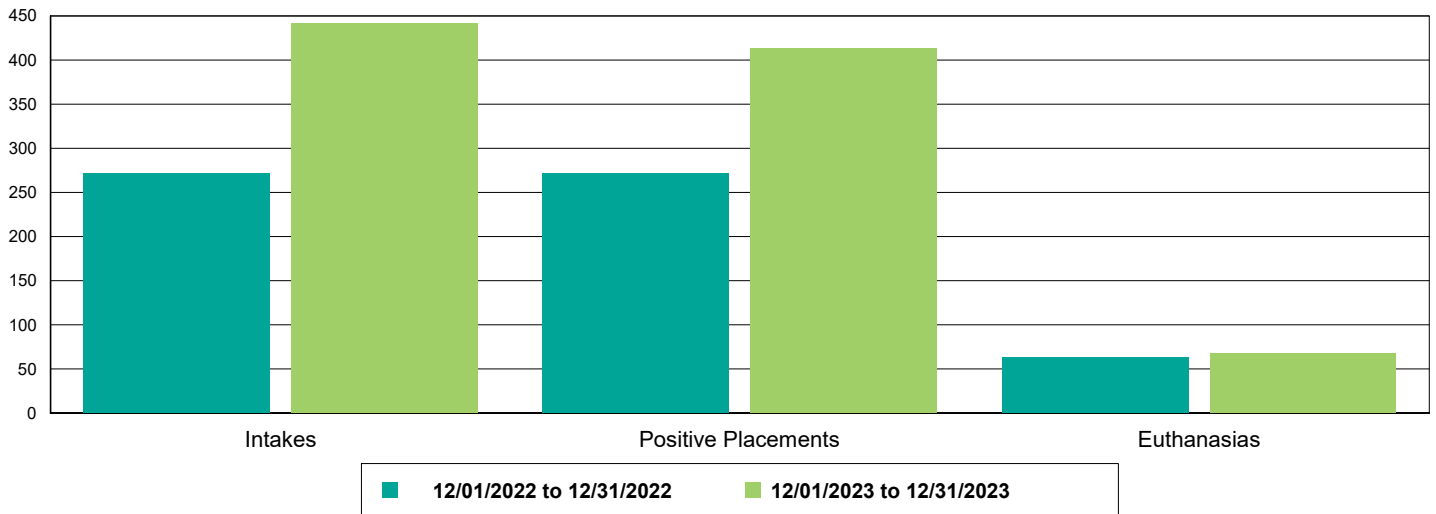
Public Services

	12/01/22 to 12/31/22	12/01/23 to 12/31/23	Percent Change
Dogs	453	1,111	145.25%
Owner Requested Euthanasia	60	85	41.67%
Vaccine Clinic - Microchips Implanted	289	0	-100.00%
Vaccine Clinic - Animals Vaccinated	373	1,027	175.34%
Bordetella	1	196	19,500.00%
DAPPv	366	284	-22.40%
DEWORM	0	172	17,200.00%
MICROCHIP	0	922	92,200.00%
Rabies	305	227	-25.57%
Cats	103	301	192.23%
Owner Requested Euthanasia	21	12	-42.86%
Vaccine Clinic - Microchips Implanted	57	0	-100.00%
Vaccine Clinic - Animals Vaccinated	77	289	275.32%
DEWORM	0	57	5,700.00%
FeLV	8	0	-100.00%
FRCPC	67	88	31.34%
MICROCHIP	0	257	25,700.00%
Rabies	67	58	-13.43%
Others	1	3	200.00%
Owner Requested Euthanasia	1	2	100.00%
Vaccine Clinic - Animals Vaccinated	0	1	100.00%
MICROCHIP	0	1	100.00%

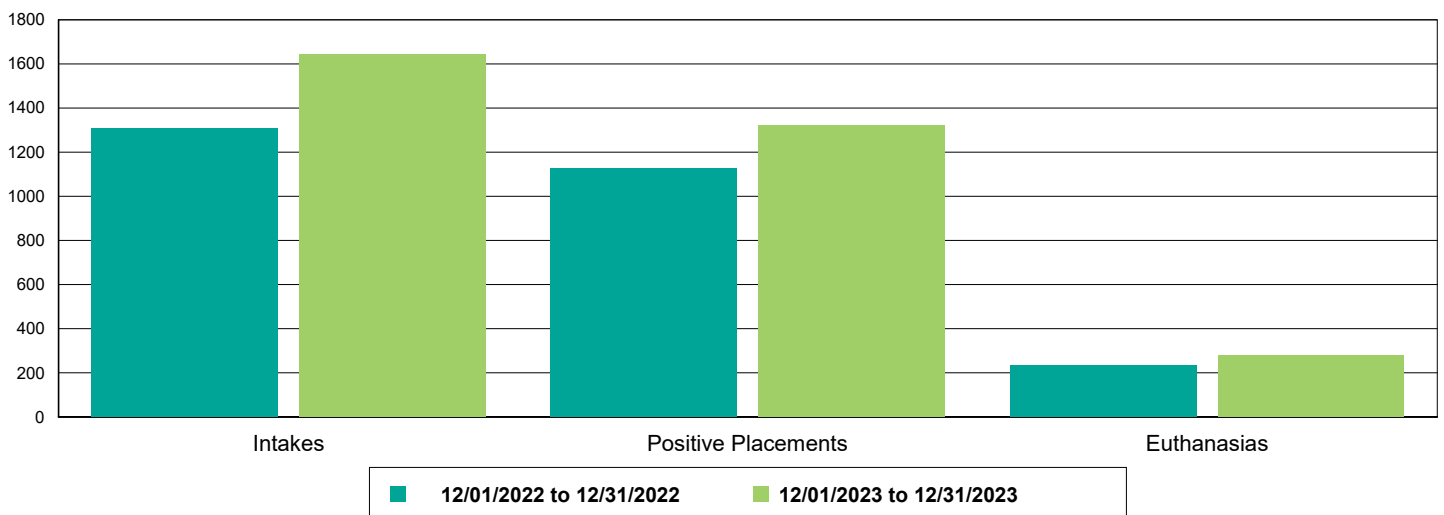
Dog Intakes, Positive Placements, and Euthanasias



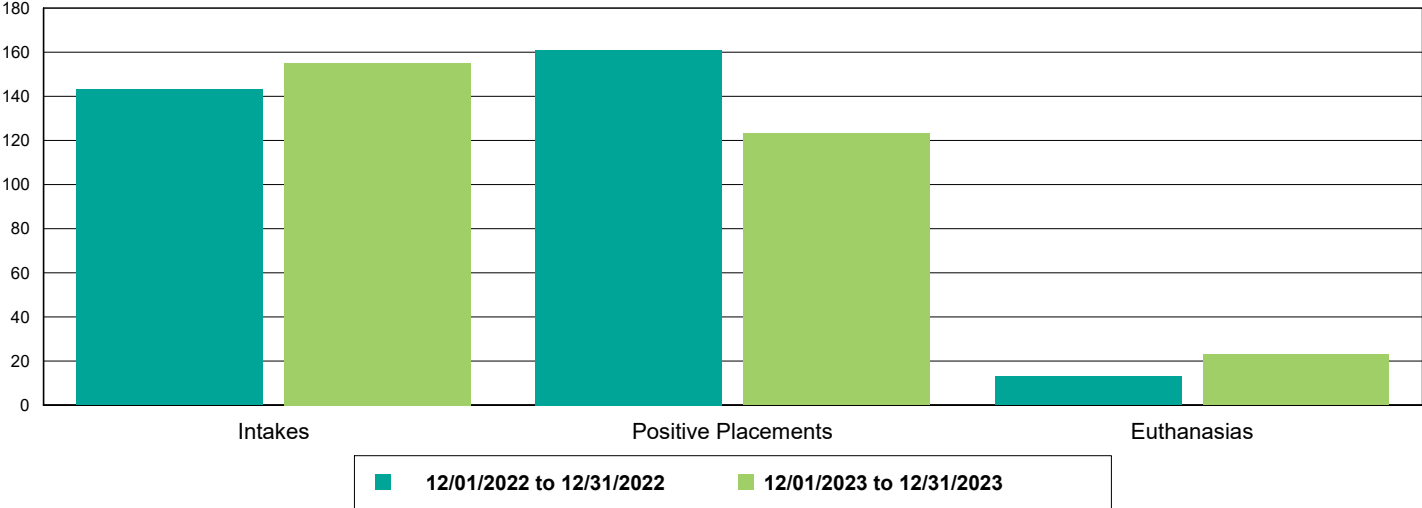
Cat Intakes, Positive Placements, and Euthanasias



Dogs And Cats Intakes, Positive Placements, and Euthanasias



Other Intakes, Positive Placements, and Euthanasias



Live Release, Euthanasia, and Adoption Return Rates

12/01/22 to 12/31/22

12/01/23 to 12/31/23

Percent Change

All Jurisdictions

Total

Live Release Rate	82.69%	81.36%	-1.61%
Euthanasia Rate	15.89%	17.00%	6.98%
Adoption Return Rate	2.21%	3.20%	44.80%

Dogs and Cats

Live Release Rate	81.92%	81.96%	0.04%
Euthanasia Rate	17.06%	17.30%	1.42%
Adoption Return Rate	2.50%	3.51%	40.79%

Young (<= 5 mo)

Live Release Rate	96.17%	94.74%	-1.50%
Euthanasia Rate	2.19%	4.51%	106.39%
Adoption Return Rate	0.00%	0.54%	54.05%

Adult (>= 6 mo)

Live Release Rate	79.73%	79.44%	-0.37%
Euthanasia Rate	19.34%	19.82%	2.47%
Adoption Return Rate	3.18%	4.62%	45.02%

Dogs

Live Release Rate	82.74%	80.87%	-2.25%
Euthanasia Rate	16.59%	18.77%	13.18%
Adoption Return Rate	3.03%	5.15%	70.02%

Young (<= 5 mo)

Live Release Rate	97.10%	96.33%	-0.79%
Euthanasia Rate	1.45%	3.67%	153.21%
Adoption Return Rate	0.00%	2.04%	204.08%

Adult (>= 6 mo)

Live Release Rate	81.70%	79.21%	-3.05%
Euthanasia Rate	17.67%	20.39%	15.41%
Adoption Return Rate	3.25%	5.56%	70.94%

Cats

Live Release Rate	79.47%	84.46%	6.27%
Euthanasia Rate	18.48%	13.91%	-24.73%
Adoption Return Rate	1.16%	0.78%	-32.81%

Young (<= 5 mo)

Live Release Rate	95.61%	93.63%	-2.07%
Euthanasia Rate	2.63%	5.10%	93.63%
Adoption Return Rate	0.00%	0.00%	0.00%

Adult (>= 6 mo)

Live Release Rate	71.37%	80.12%	12.27%
Euthanasia Rate	26.43%	18.07%	-31.63%
Adoption Return Rate	2.82%	1.67%	-40.83%

The Animal Foundation Dashboard



All of us for all of them.

Others			
Live Release Rate	88.46%	75.46%	-14.70%
Euthanasia Rate	7.14%	14.11%	97.55%
Adoption Return Rate	0.81%	0.00%	-100.00%
Young (<= 5 mo)			
Live Release Rate	100.00%	60.00%	-40.00%
Euthanasia Rate	0.00%	0.00%	0.00%
Adoption Return Rate	0.00%	0.00%	0.00%
Adult (>= 6 mo)			
Live Release Rate	88.40%	76.47%	-13.49%
Euthanasia Rate	7.18%	15.03%	109.30%
Adoption Return Rate	0.82%	0.00%	-100.00%