

The Animal Foundation Dashboard



All of us for all of them.

Intake Totals

	11/01/22 to 11/30/22	11/01/23 to 11/30/23	Percent Change
All Jurisdictions	1,472	1,648	11.96%
Dogs	792	1,136	43.43%
Picked up by Animal Control	643	931	44.79%
Stray Animals	443	640	44.47%
Owner Surrenders	43	78	81.40%
Confiscations	157	213	35.67%
Dropped off at The Animal Foundation	149	205	37.58%
Stray Animals	88	103	17.05%
Owner Surrenders	47	80	70.21%
Adoption Returns	14	20	42.86%
Born at TAF	0	2	200.00%
Cats	489	358	-26.79%
Picked up by Animal Control	278	269	-3.24%
Stray Animals	151	197	30.46%
Owner Surrenders	37	15	-59.46%
Confiscations	90	57	-36.67%
Dropped off at The Animal Foundation	211	89	-57.82%
Stray Animals	171	78	-54.39%
Owner Surrenders	36	9	-75.00%
Adoption Returns	4	2	-50.00%
Others	191	154	-19.37%
Picked up by Animal Control	132	117	-11.36%
Stray Animals	46	49	6.52%
Owner Surrenders	24	0	-100.00%
Confiscations	62	68	9.68%
Dropped off at The Animal Foundation	59	37	-37.29%
Stray Animals	42	19	-54.76%
Owner Surrenders	14	8	-42.86%
Adoption Returns	2	0	-100.00%
Born at TAF	1	10	900.00%

The Animal Foundation Dashboard



All of us for all of them.

Outcome Totals

	11/01/22 to 11/30/22	11/01/23 to 11/30/23	Percent Change
All Jurisdictions	1,708	1,751	2.52%
Dogs	841	1,149	36.62%
Adoption	333	426	27.93%
Died	3	5	66.67%
Euthanasia	188	241	28.19%
Missing/Escaped	10	3	-70.00%
Returned to Owner	225	307	36.44%
Transfer	82	167	103.66%
Cats	669	469	-29.90%
Adoption	378	262	-30.69%
Died	7	8	14.29%
Euthanasia	141	71	-49.65%
Missing/Escaped	21	1	-95.24%
Returned to Owner	20	22	10.00%
RTF	15	18	20.00%
SNR	74	75	1.35%
Transfer	13	12	-7.69%
Others	198	133	-32.83%
Adoption	118	77	-34.75%
Died	6	17	183.33%
Euthanasia	35	34	-2.86%
Missing/Escaped	2	1	-50.00%
Returned to Owner	18	1	-94.44%
RTF	0	1	100.00%
Transfer	19	2	-89.47%

The Animal Foundation Dashboard



All of us for all of them.

Foster Statistics

11/01/22 to 11/30/22 11/01/23 to 11/30/23 Percent Change

All Jurisdictions

Total

Animals Sent to Foster	122	153	25.41%
Animal Returned from Foster	231	161	-30.30%
Foster Parents	76	101	32.89%
Avg. Time in Foster	235	66	-71.79%

Dogs

Animals Sent to Foster	46	104	126.09%
Animal Returned from Foster	63	75	19.05%
Foster Parents	40	76	90.00%
Avg. Time in Foster	187	31	-83.34%

Cats

Animals Sent to Foster	70	41	-41.43%
Animal Returned from Foster	161	86	-46.58%
Foster Parents	33	25	-24.24%
Avg. Time in Foster	263	97	-63.12%

Others

Animals Sent to Foster	6	8	33.33%
Animal Returned from Foster	7	0	-100.00%
Foster Parents	4	1	-75.00%
Avg. Time in Foster	25	0	-100.00%

The Animal Foundation Dashboard



All of us for all of them.

Shelter Surgery Totals

	11/1/2022 to 11/30/2022	11/1/2023 to 11/30/2022	Percent Change
All Jurisdictions	707	921	30.27%
Dogs	371	547	47.44%
Spay/Neuter	368	543	47.55%
Adoption	215	274	27.44%
Transfer to Partner	28	85	203.57%
Returned to Owner	96	137	42.71%
Foster	26	26	0.00%
Other Outcomes	3	21	600.00%
Other Surgery	3	4	33.33%
Adoption	1	1	0.00%
Returned to Owner	1	2	100.00%
Foster	0	1	100.00%
Other Outcomes	1	0	-100.00%
Cats	331	364	9.97%
Spay/Neuter	331	364	9.97%
Adoption	218	165	-24.31%
Transfer to Partner	7	7	0.00%
Returned to Owner	4	11	175.00%
SNR	73	71	-2.74%
TNR	0	40	4000.00%
Foster	20	69	245.00%
Other Outcomes	9	1	-88.89%
Others	5	10	100.00%
Spay/Neuter	5	10	100.00%
Adoption	5	9	80.00%
Other Outcomes	0	1	100.00%

The Animal Foundation Dashboard

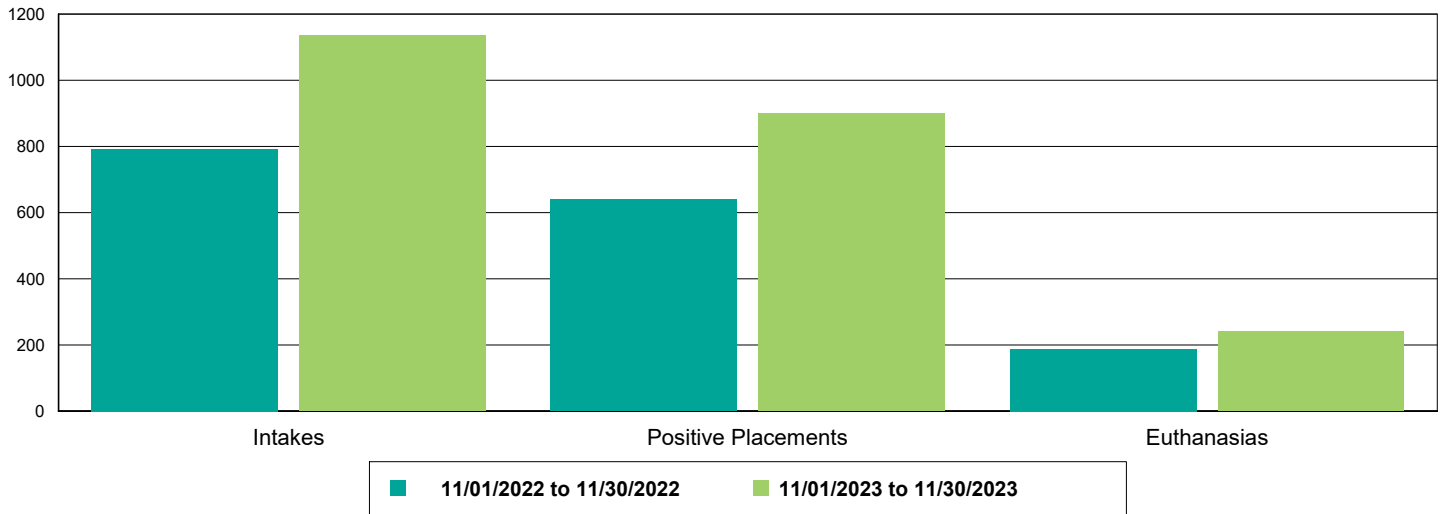


All of us for all of them.

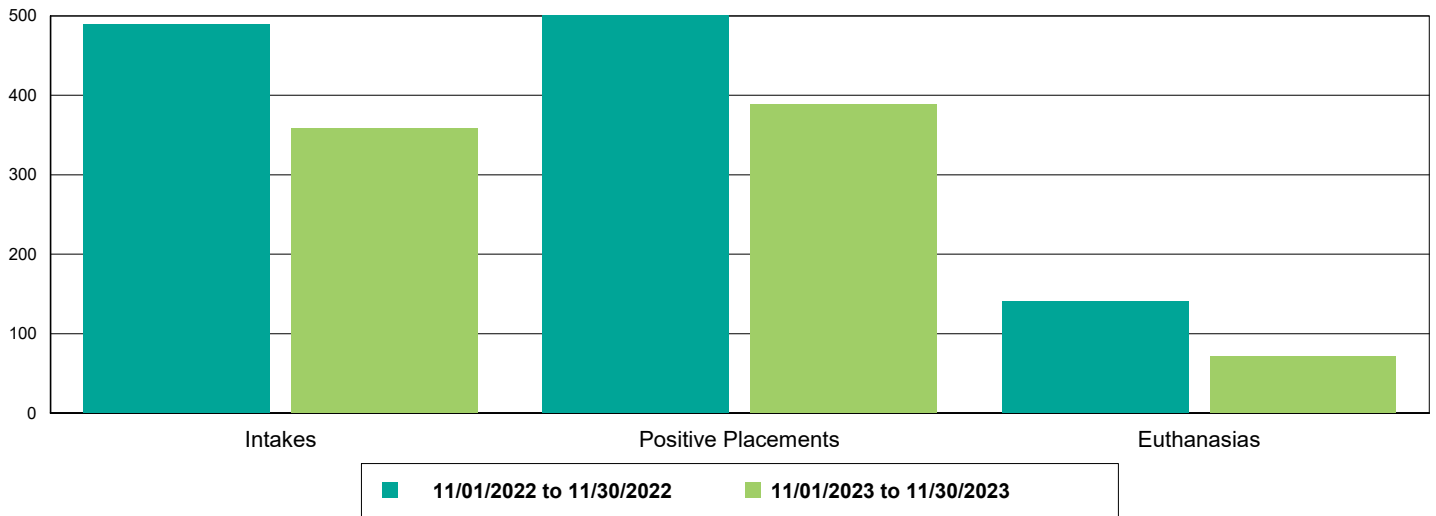
Public Services

	11/01/22 to 11/30/22	11/01/23 to 11/30/23	Percent Change
Dogs	65	239	267.69%
Owner Requested Euthanasia	64	65	1.56%
Vaccine Clinic - Animals Vaccinated	1	174	17,300.00%
Bordetella	1	107	10,600.00%
DAPPv	0	170	17,000.00%
DEWORM	0	131	13,100.00%
MICROCHIP	0	33	3,300.00%
Rabies	0	110	11,000.00%
Cats	24	59	145.83%
Owner Requested Euthanasia	17	11	-35.29%
Public S/N Clinic - Surgeries	4	0	-100.00%
Public S/N Clinic - Animals Vaccinated	4	0	-100.00%
FVRCP	4	0	-100.00%
Rabies	4	0	-100.00%
Vaccine Clinic - Animals Vaccinated	3	48	1,500.00%
DEWORM	3	32	966.67%
FeLV	2	0	-100.00%
FRCPC	3	45	1,400.00%
MICROCHIP	0	18	1,800.00%
Rabies	3	32	966.67%
Others	1	25	2,400.00%
Owner Requested Euthanasia	0	25	2,500.00%

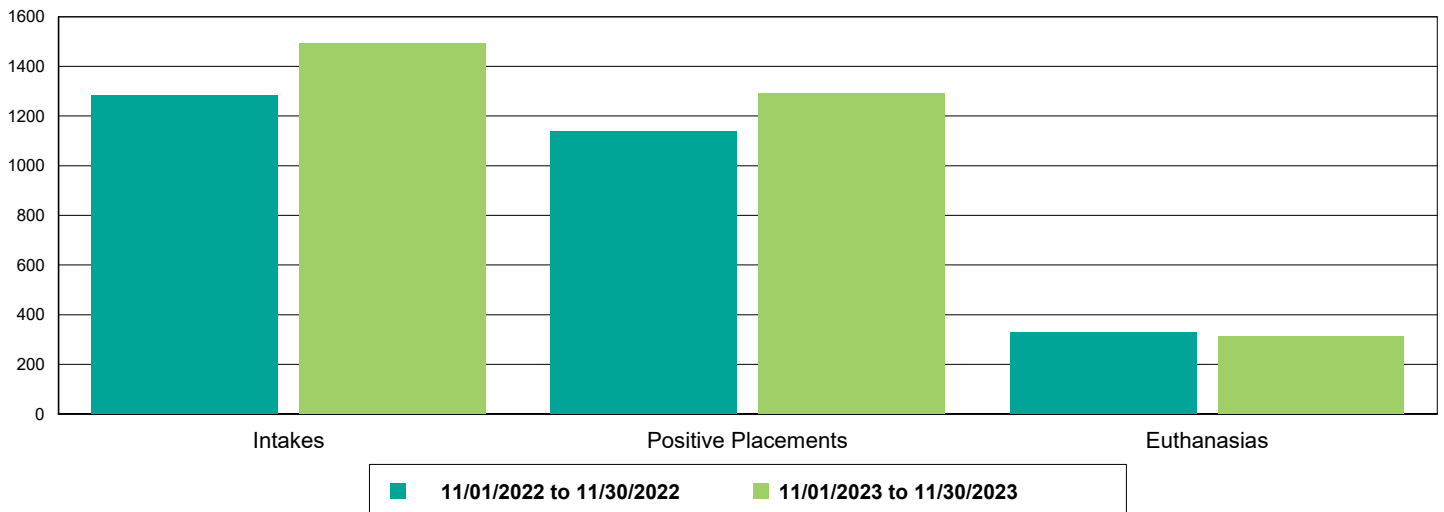
Dog Intakes, Positive Placements, and Euthanasias



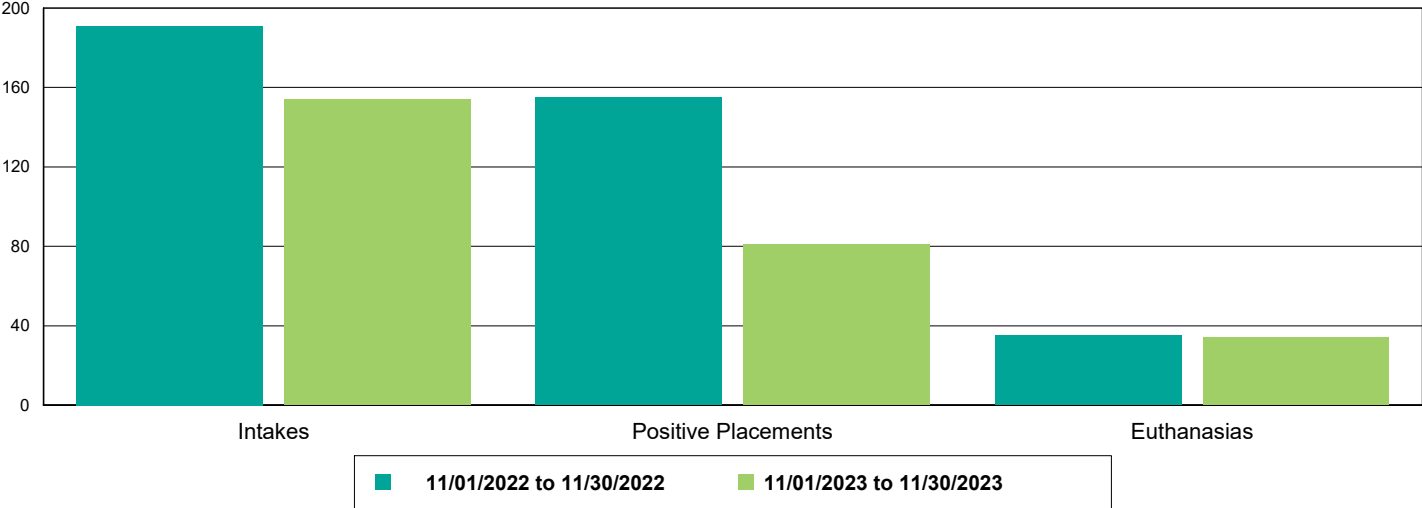
Cat Intakes, Positive Placements, and Euthanasias



Dogs And Cats Intakes, Positive Placements, and Euthanasias



Other Intakes, Positive Placements, and Euthanasias



Live Release, Euthanasia, and Adoption Return Rates

11/01/22 to 11/30/22

11/01/23 to 11/30/23

Percent Change

All Jurisdictions

Total

Live Release Rate	75.82%	78.24%	3.19%
Euthanasia Rate	21.31%	19.76%	-7.28%
Adoption Return Rate	2.41%	2.88%	19.20%

Dogs and Cats

Live Release Rate	75.50%	79.67%	5.52%
Euthanasia Rate	21.79%	19.28%	-11.50%
Adoption Return Rate	2.53%	3.20%	26.31%

Young (<= 5 mo)

Live Release Rate	88.51%	87.60%	-1.03%
Euthanasia Rate	10.47%	8.68%	-17.14%
Adoption Return Rate	1.29%	0.55%	-57.74%

Adult (>= 6 mo)

Live Release Rate	72.32%	78.27%	8.22%
Euthanasia Rate	24.55%	21.15%	-13.85%
Adoption Return Rate	3.13%	4.16%	32.79%

Dogs

Live Release Rate	76.10%	78.33%	2.93%
Euthanasia Rate	22.35%	20.97%	-6.17%
Adoption Return Rate	4.20%	4.69%	11.67%

Young (<= 5 mo)

Live Release Rate	65.85%	84.42%	28.19%
Euthanasia Rate	34.15%	12.99%	-61.97%
Adoption Return Rate	7.69%	0.00%	-100.00%

Adult (>= 6 mo)

Live Release Rate	76.63%	77.89%	1.65%
Euthanasia Rate	21.75%	21.55%	-0.93%
Adoption Return Rate	4.06%	5.22%	28.54%

Cats

Live Release Rate	74.74%	82.94%	10.98%
Euthanasia Rate	21.08%	15.14%	-28.17%
Adoption Return Rate	1.06%	0.76%	-27.86%

Young (<= 5 mo)

Live Release Rate	92.16%	89.09%	-3.33%
Euthanasia Rate	6.67%	6.67%	0.00%
Adoption Return Rate	0.91%	0.71%	-21.79%

Adult (>= 6 mo)

Live Release Rate	64.01%	79.61%	24.36%
Euthanasia Rate	29.95%	19.74%	-34.10%
Adoption Return Rate	1.26%	0.82%	-34.84%

The Animal Foundation Dashboard



All of us for all of them.

Others			
Live Release Rate	78.28%	60.90%	-22.20%
Euthanasia Rate	17.68%	25.56%	44.62%
Adoption Return Rate	1.69%	0.00%	-100.00%
Young (<= 5 mo)			
Live Release Rate	100.00%	50.00%	-50.00%
Euthanasia Rate	0.00%	50.00%	5,000.00%
Adoption Return Rate	0.00%	0.00%	0.00%
Adult (>= 6 mo)			
Live Release Rate	77.13%	61.79%	-19.89%
Euthanasia Rate	18.62%	23.58%	26.64%
Adoption Return Rate	1.85%	0.00%	-100.00%